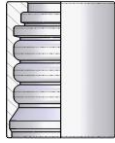


● ● ● ● ● ● **Inserto Waterblast / Waterblast tail**

Pagina / Page **2** **2**

**Ferrule
Boccola**



452

4 Spiral
Waterblast



452

6 Spiral
Waterblast

Pagina / Page **3** **3**

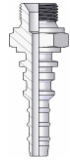
**BSPF
Femiale**



455

Femmina BSP cono 60° Dado Spinato
BSP Female 60° cone Thrust Wire

**BSPM
Maschio**

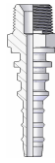


458

Maschio BSP svas. 60°
BSP Male Parallel 60° cone

Pagina / Page **4** **4**

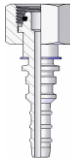
**NPTF
Maschio**



460

Maschio NPTF svas. 60°
NPTF Male 60° cone

**DKOS
Femiale**



465

Femmina Metrica cono 24° Serie Pesante
Metric Female 24° Seat Heavy

Dimensions and general characteristics may be changed at any time without prior notice.

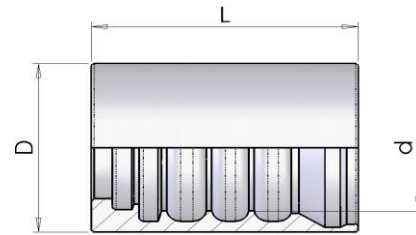
Data contained herein are for information purpose only, and it does not enlarge, amend or imply any warranty other than provided by us with the product
Any use of the product not in conformance with our instructions may be dangerous.

452 **Boccola a Pressare (skive)**

Swaged Ferrule (skive)

per tubo / for hose:

4 Spiral - Waterblast



part number	hose I.D.		Dimension			skive	valid for
	in	mm	D	L	d	length	
452GHPWAT40-06	3/8	9,5	28,0	45,5	20,0	30/14	4 spiral
452GHPWAT-40-08	1/2	12,7	33,0	50,3	24,0	33/12	4 spiral
452GHPWAT-40-12	3/4	19	41,0	56,0	32,0	42/15	4 spiral

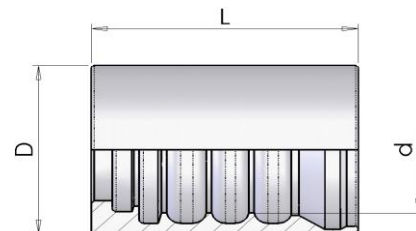
ESTERNO/INTERNO

452 **Boccola a Pressare (skive)**

Swaged Ferrule (skive)

per tubo / for hose:

6 Spiral - Waterblast

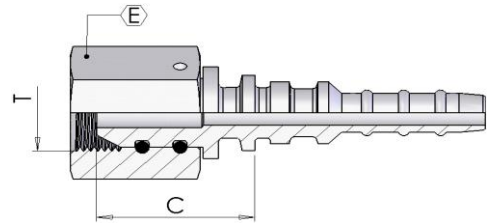


part number	hose I.D.		Dimension			skive	valid for
	in	mm	D	L	d	length	
452GHPWAT50-06	3/8	9,5	30,0	45,5	22,0	30/14	6 spiral
452GHPWAT50-08	1/2	12,7	36,0	50,3	27,0	33/12	6 spiral
452GHPWAT50-16	3/4	19	44,0	56,0	35,0	42/15	6 spiral
452GHPWAT50-16	1	25,4	55,0	67,2	43,7	47/18	6 spiral

ESTERNO/INTERNO

455 Femmina BSP cono 60° Dado Spinato

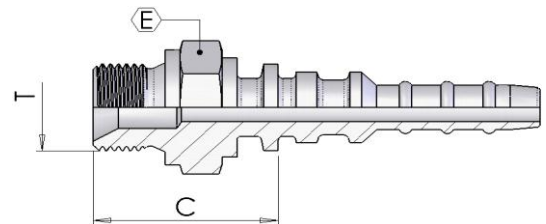
(DKR) BSP Female 60° cone Thrust Wire



part number	hose I.D.		Dimension			
			dash size	thread	hex	cut-off
	in	mm		T	E	C
455FDGOW-08-08	1/2	12,7	08	1/2-14	30	32
455FDGOW-12-12	3/4	19	12	3/4-14	32	37
455FDGOW-16-16	1	25,4	16	1-11	38	40

458 Maschio BSP svas. 60°

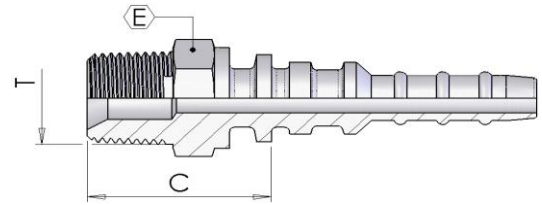
(AGR) BSP Male Parallel 60° cone



part number	hose I.D.		Dimension			
			dash size	thread	hex	cut-off
	in	mm		T	E	C
458MGW-08-08	1/2	12,7	08	1/2-14	27	36
458MGW-12-12	3/4	19	12	3/4-14	32	39
458MGW-16-16	1	25,4	16	1-11	41	44

460 Maschio NPTF svas. 60°

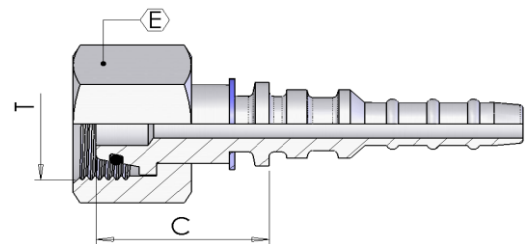
(AGN) NPTF Male 60° cone



part number	hose I.D.		Dimension			
			dash size	thread	hex	cut-off
	in	mm		T	E	C
460MNPTW-06-06	3/8	9,5	06	3/8-18	19	30
460MNPTW-08-08	1/2	12,7	08	1/2-14	22	38
460MNPTW-12-12	3/4	19	12	3/4-14	27	41
460MNPTW-16-16	1	25,4	16	1-11.1/2	48	44

465 Femmina Metrica cono 24° Serie Pesante

(DKOS) Metric Female 24° Seat Heavy



part number	hose I.D.		Dimension				
			dash size	thread	erm.	hex	cut-off
	in	mm		T		E	C
465FDKOSW-06-20	3/8	9,5	06	M20-1.5	12	24	29
465FDKOSW-06-22	3/8	9,5	06	M22-1.5	14	27	31
465FDKOSW-06-24	3/8	9,5	08	M24-1.5	16	30	33
465FDKOSW-08-24	1/2	12,7	08	M24-1.5	16	30	33
465FDKOSW-12-36	3/4	19	12	M36-2	25	46	43