

Raccordi recuperabili / Reusable fittings

Pagina / Page	2	2	3	3	4	4
Boccola Ferrule						
	<b>501</b> SAE 100 R1A-DIN1SN	<b>502</b> SAE 100 R2A-DIN2SN	<b>503</b> SAE 100 R3	<b>507</b> SAE 100 R7	<b>507</b> MT1	<b>501</b> SAE 100 R1T
Pagina / Page	5		6	7	8	9
Boccola Ferrule		GAS BSP				
	<b>502</b> SAE 100 R2T		<b>510</b> BSP Female DKR	<b>520</b> BSP 90° Swept Elbow DKR	<b>520</b> BSP 45° Swept Elbow DKR	<b>515</b> BSP Male 60° AGR
Pagina / Page	6	7	8	9		10
60° Metric					NPTF	
	<b>511</b> Metric Female DKM	<b>521</b> Metric 90° Swept Elbow DKM	<b>521</b> Metric 45° Swept Elbow DKM	<b>516</b> Metric Male 60° AGM		<b>517</b> NPTF Male AGN
Pagina / Page	10			11		11
Gas Con. BSPT			Metric Din 24° CEL		Metric Din 24° CES	
	<b>518</b> BSPT Male AGR-K			<b>532</b> METRIC MALE 24° CEL		<b>533</b> METRIC MALE 24° CES
Pagina / Page	12	13	14			15
Metric Standpipe					Male JIC 74°	
	<b>530</b> Metric Standpipe BES-BEL	<b>531</b> 90° Metric Standpipe BES-BEL	<b>531</b> 45° Metric Standpipe BES-BEL			<b>514</b> Jic Male 74° AGJ
Pagina / Page	15	16	16		17	17
Female JI7 74°				Banjo		
	<b>512</b> Jic Female 74° DKJ	<b>513</b> 90° Swept Elbow DKJ	<b>513</b> 45° Swept Elbow DKJ		<b>525</b> Gas Banjo	<b>526</b> Metric Banjo

Dimensions and general characteristics may be changed at any time without prior notice.

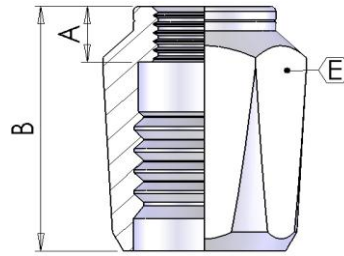
Data contained herein are for information purpose only, and it does not enlarge, amend or imply any warranty other than provided by us with the product  
Any use of the product not in conformance with our instructions may be dangerous.

**501 Boccola Recuperabile**

Reusable Ferrule

per tubo / for hose:

**SAE 100 R1 - DIN 1SN**



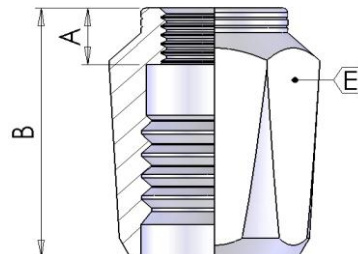
part number	hose I.D.		Dimension			valid for
	in	mm	A	B	E	
501GHR-R1A-04	1/4	6,4	8,5	35	18	R1A
501GHR-R1A-05	5/16	7,9	9,5	38	20	R1A
501GHR-R1A-06	3/8	9,5	10,0	42	22	R1A
501GHR-R1A-08	1/2	12,7	12,5	49	26	R1A
501GHR-R1A-10	5/8	15,9	13,5	53	28	R1A
501GHR-R1A-12	3/4	19	15,0	58	32	R1A
501GHR-R1A-16	1	25,4	20,0	72	42	R1A
501GHR-R1A-20	1.1/4	31,8	23,0	84	55	R1A

**502 Boccola Recuperabile**

Reusable Ferrule

per tubo / for hose:

**SAE 100 R2A - DIN 2SN**



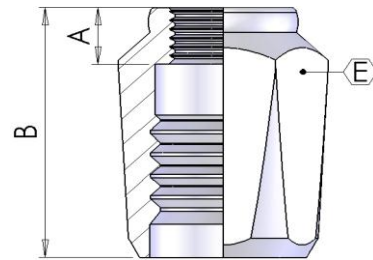
part number	hose I.D.		Dimension			valid for
	in	mm	A	B	E	
502GHR-R2A-04	1/4	6,4	8,5	35	19	R2A
502GHR-R2A-05	5/16	7,9	9,5	38	22	R2A
502GHR-R2A-06	3/8	9,5	10,0	42	24	R2A
502GHR-R2A-08	1/2	12,7	12,5	49	27	R2A
502GHR-R2A-10	5/8	15,9	13,5	53	30	R2A
502GHR-R2A-12	3/4	19	15,0	58	34	R2A
502GHR-R2A-16	1	25,4	20,0	72	45	R2A

### 505 **Boccola Recuperabile**

Reusable Ferrule

per tubo / for hose:

**SAE 100 R3 - SAE 100 R5**



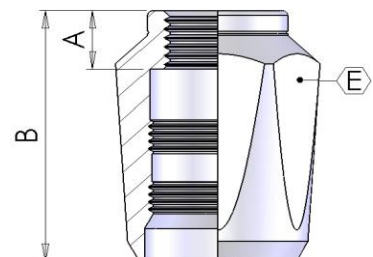
part number	hose I.D.		Dimension			valid for
	in	mm	A	B	E	
505GHR-R5-03	3/16	4,8	8,0	28	17	R3/R5
505GHR-R5-04	1/4	6,4	8,5	35	18	R3/R5
505GHR-R5-05	5/16	7,9	9,5	38	20	R3/R5
505GHR-R5-06	3/8	9,5	10,0	42	22	R3/R5
505GHR-R5-08	1/2	12,7	12,5	49	27	R3/R5
505GHR-R5-10	5/8	15,9	13,5	53	30	R3/R5
505GHR-R5-12	3/4	19	15,0	58	36	R3/R5
505GHR-R5-16	7/8	22,2	18,0	64	36	R5

### 507 **Boccola Recuperabile**

Reusable Ferrule

per tubo / for hose:

**SAE 100 R7**



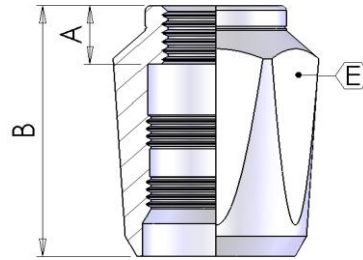
part number	hose I.D.		Dimension			valid for
	in	mm	A	B	E	
507GHR-R7-03	3/16	4,8	8,0	28	14	R7
507GHR-R7-04	1/4	6,4	8,5	34	17	R7
507GHR-R7-05	5/16	7,9	9,5	37	19	R7
507GHR-R7-06	3/8	9,5	10,0	41	22	R7
507GHR-R7-08	1/2	12,7	12,5	48	24	R7

**507 Boccola Recuperabile**

Reusable Ferrule

per tubo / for hose:

**MT1**



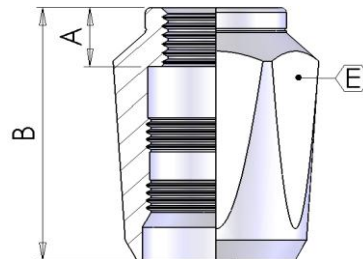
part number	hose I.D.		Dimension			valid for
	in	mm	A	B	E	
<b>507GHR-R7-03</b>	3/16	4,8	8,0	28	14	MT1
<b>507GHR-R7-04</b>	1/4	6,4	8,5	34	17	MT1
<b>507GHR-R7-05</b>	5/16	7,9	9,5	37	19	MT1
<b>507GHR-R7-06</b>	3/8	9,5	10,0	41	20	MT1
<b>507GHR-R7-08</b>	1/2	12,7	12,5	48	24	MT1

**0011R Boccola Recuperabile**

Reusable Ferrule

per tubo / for hose:

**SAE 100 R1T**

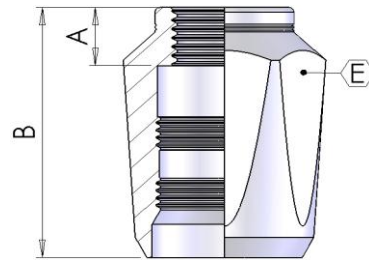


part number	hose I.D.		Dimension			valid for
	in	mm	A	B	E	
<b>501GHR-R1T-03</b>	3/16	4,8	8,0	28	17	R1T
<b>501GHR-R1T-04</b>	1/4	6,4	8,5	35	18	R1T
<b>501GHR-R1T-05</b>	5/16	7,9	9,5	38	20	R1T
<b>501GHR-R1T-06</b>	3/8	9,5	10,0	42	22	R1T
<b>501GHR-R1T-08</b>	1/2	12,7	12,5	49	26	R1T
<b>501GHR-R1T-10</b>	5/8	15,9	13,5	53	28	R1T
<b>501GHR-R1T-12</b>	3/4	19	15,0	58	32	R1T
<b>501GHR-R1T-16</b>	1	25,4	20,0	72	42	R1T
<b>501GHR-R1T-20</b>	1.1/4	31,8	23,0	84	50	R1T
<b>501GHR-R1T-24</b>	1.1/2	38,1	25,0	88	60	R1T

**502 Boccola Recuperabile**

Reusable Ferrule

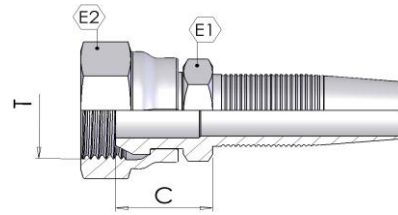
per tubo / for hose:  
SAE 100 R2T



part number	hose I.D.		Dimension			valid for
	in	mm	A	B	E	
502GHR-R2T-04	1/4	6,4	8,5	35	19	R2T
502GHR-R2T-05	5/16	7,9	9,5	38	22	R2T
502GHR-R2T-06	3/8	9,5	10,0	42	24	R2T
502GHR-R2T-08	1/2	12,7	12,5	49	27	R2T
502GHR-R2T-10	5/8	15,9	13,5	53	30	R2T
502GHR-R2T-12	3/4	19	15,0	58	34	R2T
502GHR-R2T-16	1	25,4	20,0	72	45	R2T/R3

### 510 Femmina BSP cono 60°

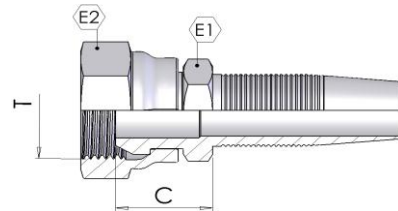
BSP Female 60°



part number	hose I.D.		Dimension				
			dash size	Thread	hex		cut-off
	in	mm		T	E1	E2	C
510FGR-03-02	3/16	4,8	03	1/8	14	14	16
510FGR-03-04	3/16	4,8	03	1/4	14	17	17
510FGR-04-04	1/4	6,4	04	1/4	17	17	17
510FGR-04-06	1/4	6,4	04	3/8	19	22	18
510FGR-05-04	5/16	7,9	05	1/4	17	17	17
510FGR-05-06	5/16	7,9	05	3/8	19	22	19
510FGR-06-06	3/8	9,5	06	3/8	22	22	20
510FGR-06-08	3/8	9,5	06	1/2	24	27	22
510FGR-08-08	1/2	12,7	08	1/2	27	27	22
510FGR-08-10	1/2	12,7	08	5/8	27	30	23
510FGR-10-10	5/8	15,9	10	5/8	30	30	23
510FGR-10-12	5/8	15,9	10	3/4	30	32	24
510FGR-12-12	3/4	19	12	3/4	32	32	25
510FGR-16-16	1	25,4	16	1	38	38	28
510FGR-20-20	1.1/4	31,8	20	1.1/4	50	50	32
510FGR-24-24	1.1/2	38,1	24	1.1/2	55	55	34

### 511 Femmina Metrica Cono 60°

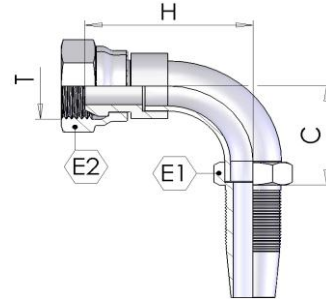
Metric Female 60°



part number	hose I.D.		Dimension				
			dash size	Thread	hex		cut-off
	in	mm		T	E1	E2	C
511FMR-03-10	3/16	4,8	03	M10-1	14	14	16
511FMR-04-12	1/4	6,4	04	M12-1,5	17	17	17
511FMR-04-14	1/4	6,4	04	M14-1,5	17	19	17
511FMR-04-16	1/4	6,4	04	M16-1,5	18	22	22
511FMR-05-14	5/16	7,9	05	M14-1,5	17	27	17
511FMR-05-16	5/16	7,9	05	M16-1,5	19	22	22
511FMR-05-18	5/16	7,9	05	M18-1,5	19	24	22
511FMR-06-16	3/8	9,5	06	M16-1,5	20	22	22
511FMR-06-18	3/8	9,5	06	M18-1,5	20	24	22
511FMR-06-22	3/8	9,5	06	M22-1,5	22	27	27
511FMR-08-18	1/2	12,7	08	M18-1,5	22	24	27
511FMR-08-22	1/2	12,7	08	M22-1,5	22	27	27
511FMR-10-26	5/8	15,9	10	M26-1,5	24	32	32
511FMR-12-26	3/4	19	12	M26-1,5	25	32	32

**520 Curva BSP 90° cono 60° Dado Rullato**

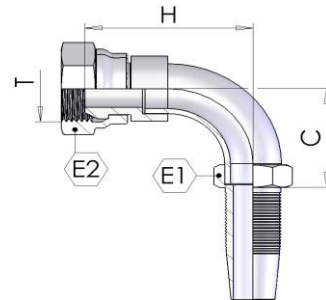
BSP 90° Swept Elbow 60°



part number	hose I.D.		Dimension					
			dash size	Thread T	hex		drop H	cut-off C
	in	mm			E1	E2		
520F90R-03-02	3/16	4,8	03	1/8	12	14	27	27
520F90R-03-04	3/16	4,8	03	1/4	12	17	28	27
520F90R-04-04	1/4	6,4	04	1/4	14	17	30	30
520F90R-04-06	1/4	6,4	04	3/8	14	22	34	22
520F90R-05-04	5/16	7,9	05	1/4	14	17	33	22
520F90R-05-06	5/16	7,9	05	3/8	14	22	34	24
520F90R-06-06	3/8	9,5	06	3/8	17	22	37	37
520F90R-06-08	3/8	9,5	06	1/2	18	27	41	30
520F90R-08-08	1/2	12,7	08	1/2	20	27	44	41
520F90R-10-10	5/8	15,9	10	5/8	24	30	46	36
520F90R-10-12	5/8	15,9	10	3/4	24	32	50	40
520F90R-12-12	3/4	19	12	3/4	27	32	51	42
520F90R-12-16	3/4	19	12	1	27	38	53	48
520F90R-16-16	1	25,4	16	1	32	38	65	50
520F90R-16-20	1	25,4	16	1.1/4	32	50	63	50
520F90R-20-20	1.1/4	31,8	20	1.1/4	45	50	69	55
520F90R-24-24	1.1/2	38,1	24	1.1/2	50	55	90	73

**521 Curva Metrica 90° cono 60°**

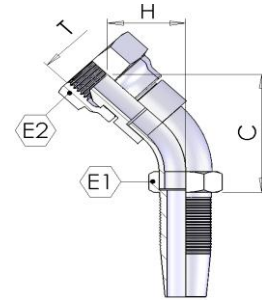
90° Metric Swept Elbow



part number	hose I.D.		Dimension					
			dash size	Thread T	hex		drop H	cut-off C
	in	mm			E1	E2		
521F90MR-03-10	3/16	4,8	03	M10-1	12	14	27	27
521F90MR-04-12	1/4	6,4	04	M12-1,5	14	17	30	30
521F90MR-04-14	1/4	6,4	04	M14-1,5	14	22	34	22
521F90MR-04-16	1/4	6,4	04	M16-1,5	14	22	34	22
521F90MR-05-14	5/16	7,9	05	M14-1,5	14	17	33	22
521F90MR-05-16	5/16	7,9	05	M16-1,5	14	22	34	24
521F90MR-06-16	3/8	9,5	06	M16-1,5	17	22	37	37
521F90MR-06-18	3/8	9,5	06	M18-1,5	18	27	41	30
521F90MR-06-22	3/8	9,5	06	M22-1,5	18	27	41	30
521F90MR-08-18	1/2	12,7	08	M18-1,5	20	27	44	41
521F90MR-08-22	1/2	12,7	08	M22-1,5	20	27	44	41
521F90MR-10-26	5/8	15,9	10	M26-1,5	24	32	50	40
521F90MR-12-26	3/4	19	12	M26-1,5	27	32	51	42

## 520 Curva BSP 45° cono 60° Dado Rullato

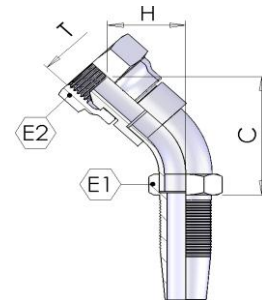
BSP 45° Swept Elbow 60° Cone Rolled Nut



part number	hose I.D.		Dimension					
			dash size	Thread T	hex		drop H	cut-off C
	in	mm			E1	E2		
520F45R-03-02	3/16	4,8	03	1/8	12	14	18	42
520F45R-03-04	3/16	4,8	03	1/4	12	17	18	42
520F45R-04-04	1/4	6,4	04	1/4	14	17	19	36
520F45R-05-06	5/16	7,9	05	3/8	17	22	21	42
520F45R-06-06	3/8	9,5	06	3/8	17	22	21	42
520F45R-06-08	3/8	9,5	06	1/2	17	27	28	42
520F45R-08-08	1/2	12,7	08	1/2	20	27	28	42
520F45R-10-10	5/8	15,9	10	5/8	24	30	32	53
520F45R-10-12	5/8	15,9	10	3/4	24	32	32	54
520F45R-12-12	3/4	19	12	3/4	27	32	35	60
520F45R-12-16	3/4	19	12	1	27	38	38	65
520F45R-16-16	1	25,4	16	1	32	38	42	74
520F45R-20-20	1.1/4	31,8	20	1.1/4	45	50	48	82
520F45R-24-24	1.1/2	38,1	24	1.1/2	50	55	55	88

## 521 Curva Metrica 45° cono 60°

45° Metric Swept Elbow 60° cone

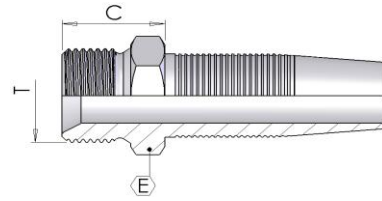


part number	hose I.D.		Dimension					
			dash size	Thread T	hex		drop H	cut-off C
	in	mm			E1	E2		
521F45MR-03-10	3/16	4,8	03	M10-1	12	14	18	42
521F45MR-04-12	1/4	6,4	04	M12-1,5	14	17	19	36
521F45MR-04-14	1/4	6,4	04	M14-1,5	14	17	19	36
521F45MR-05-16	5/16	7,9	05	M16-1,5	17	22	21	42
521F45MR-06-16	3/8	9,5	06	M16-1,5	17	22	21	42
521F45MR-06-18	3/8	9,5	06	M18-1,5	17	22	21	42
521F45MR-06-22	3/8	9,5	06	M22-1,5	17	27	28	42
521F45MR-08-22	1/2	12,7	08	M22-1,5	20	27	28	42
521F45MR-10-26	5/8	15,9	10	M26-1,5	24	32	28	54
521F45MR-12-26	3/4	19	12	M26-1,5	17	32	35	60



**515 Maschio BSP svas. 60°**

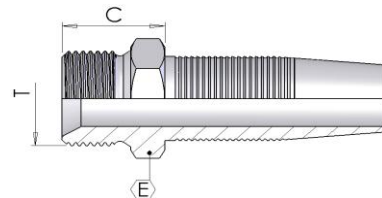
BSP Male Parallel 60° cone



part number	hose I.D.		dash size	Dimension		
				Thread	hex	cut-off
	in	mm		T	E	C
515MGR-03-02	3/16	4,8	03	1/8	14	16
515MGR-04-04	1/4	6,4	04	1/4	17	17
515MGR-04-06	1/4	6,4	04	3/8	19	21
515MGR-05-06	5/16	7,9	05	3/8	22	22
515MGR-06-06	3/8	9,5	06	3/8	22	22
515MGR-06-08	3/8	9,5	06	1/2	27	23
515MGR-08-08	1/2	12,7	08	1/2	27	23
515MGR-10-10	5/8	15,9	10	5/8	30	24
515MGR-10-12	5/8	15,9	10	3/4	32	26
515MGR-12-12	3/4	19	12	3/4	32	26
515MGR-12-16	3/4	19	12	1	38	30
515MGR-16-16	1	25,4	16	1	38	30

**516 Maschio Metrico Svas.60°**

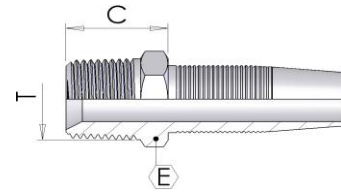
Metric Male 60° cone



part number	hose I.D.		dash size	Dimension		
				Thread	hex	cut-off
	in	mm		T	E	C
516MMR-03-10	3/16	4,8	03	M10-1	14	16
516MMR-04-14	1/4	6,4	04	M14-1,5	17	17
516MMR-05-16	5/16	7,9	05	M16-1,5	22	22
516MMR-06-16	3/8	9,5	06	M16-1,5	22	22
516MMR-06-18	3/8	9,5	06	M18-1,5	24	23
516MMR-08-22	1/2	12,7	08	M22-1,5	27	24
516MMR-10-26	5/8	15,9	10	M26-1,5	32	26

**518 Maschio BSPT svas. 60°**

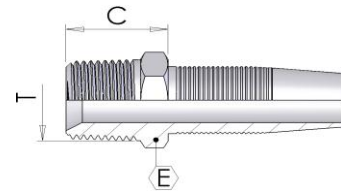
BSP Taper Male 60° cone



part number	hose I.D.		dash size	Dimension		
	in	mm		Thread	hex	cut-off
				T	E	C
518MGCR-03-02	3/16	4,8	03	1/8	14	16
518MGCR-04-04	1/4	6,4	04	1/4	7	16
518MGCR-05-06	5/16	7,9	05	3/8	19	23
518MGCR-06-06	3/8	9,5	06	3/8	19	23
518MGCR-06-08	3/8	9,5	06	1/2	22	26
518MGCR-08-08	1/2	12,7	08	1/2	24	27
518MGCR-10-12	5/8	15,9	10	3/4	30	30
518MGCR-12-12	3/4	19	12	3/4	30	30
518MGCR-16-16	1	25,4	16	1	36	35
518MGCR-20-20	1.1/4	31,8	20	1.1/4	45	38
518MGCR-24-24	1.1/2	38,1	24	1.1/2	50	39

**517 Maschio NPTF svas. 60°**

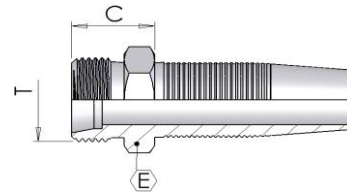
NPTF Male 60° cone



part number	hose I.D.		dash size	Dimension		
	in	mm		Thread	hex	cut-off
				T	E	C
517MNPTR-04-04	1/4	6,4	04	1/4	17	16
517MNPTR-05-04	5/16	7,9	05	1/4	17	18
517MNPTR-06-06	3/8	9,5	06	3/8	19	23
517MNPTR-06-08	3/8	9,5	06	1/2	22	26
517MNPTR-08-08	1/2	12,7	08	1/2	24	27
517MNPTR-10-12	5/8	15,9	10	3/4	30	30
517MNPTR-12-12	3/4	19	12	3/4	30	30
517MNPTR-16-16	1	22,2	14	1	30	32

### 533 Maschio Metrico svas. 24° Serie Pesante

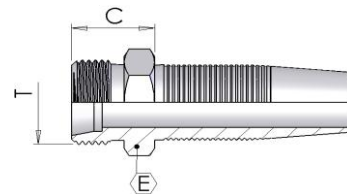
Metric Male 24° Seat Heavy



part number	hose I.D.		Dimension				
			dash size	Thread	<i>Erm</i>	hex	cut-off
	in	mm		T		E	C
533MRCES-04-18	1/4	6,4	04	M18-1,5	10	19	19
533MRCES-06-22	3/8	9,5	06	M22-1,5	14	22	22
533MRCES-08-24	1/2	12,7	08	M24-1,5	16	24	23

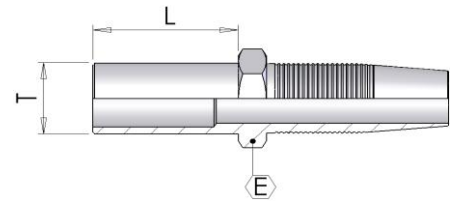
### 532 Maschio Metrico svas. 24° Serie Leggera

Metric Male 24° Seat Light



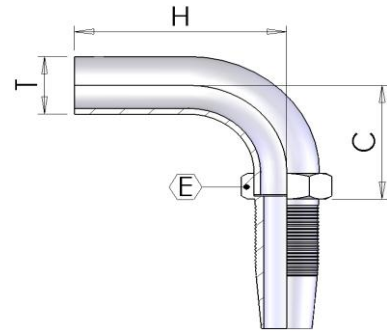
part number	hose I.D.		Dimension				
			dash size	Thread	<i>Erm</i>	hex	cut-off
	in	mm		T		E	C
532MRCEL-04-14	1/4	6,4	04	M14-1,5	8	17	18
532MRCEL-05-16	5/16	7,9	05	M16-1,5	10	17	20
532MRCEL-06-18	3/8	9,5	06	M18-1,5	12	19	21
532MRCEL-08-22	1/2	12,7	08	M22-1,5	15	24	23

## 530 ESTREMITA' TUBOLARE DIR.-RECUPERABILE



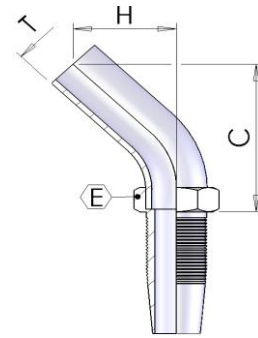
part number	hose I.D.		dash size	Dimension			
	in	mm		Pipe T	type	hex E	L
530EDR-03-04	3/16	4,8	03	4	L	10	5
530EDR-03-06	3/16	4,8	03	6	L	12	5
530EDR-03-08	3/16	4,8	03	8	S	12	7
530EDR-04-06	1/4	6,4	04	6	L-S	12	7
530EDR-04-08	1/4	6,4	04	8	L-S	12	7
530EDR-04-10	1/4	6,4	04	10	L-S	12	7
530EDR-04-12	1/4	6,4	04	12	L-S	14	7
530EDR-05-08	5/16	7,9	05	8	L-S	14	8
530EDR-05-10	5/16	7,9	05	10	L-S	14	8
530EDR-05-12	5/16	7,9	05	12	L-S	14	8
530EDR-06-10	3/8	9,5	06	10	L-S	17	8
530EDR-06-12	3/8	9,5	06	12	L-S	17	8
530EDR-06-14	3/8	9,5	06	14	S	17	8
530EDR-06-15	3/8	9,5	06	15	L	17	8
530EDR-08-15	1/2	12,7	08	15	L	19	9
530EDR-08-16	1/2	12,7	08	16	S	19	9
530EDR-08-18	1/2	12,7	08	18	L	19	9
530EDR-10-18	5/8	15,9	10	18	L	22	9
530EDR-10-20	5/8	15,9	10	20	S	22	9
530EDR-12-20	3/4	19	12	20	S	27	10
530EDR-12-22	3/4	19	12	22	L	27	10
530EDR-12-25	3/4	19	12	25	S	27	10
530EDR-16-28	1	25,4	16	28	L	32	12
530EDR-16-30	1	25,4	16	30	S	32	12

531

**ESTREMITA' TUBOLARE 90° RECUPER.**

part number	hose I.D.		Dimension					
	in	mm	dash size	Pipe T	type	hex E	drop H	cut-off C
531E90R-03-04	3/16	4,8	03	4	L	12	30	21
531E90R-03-06	3/16	4,8	03	6	L	12	34	22
531E90R-03-08	3/16	4,8	03	8	S	12	37	23
531E90R-04-06	1/4	6,4	04	6	L-S	12	37	23
531E90R-04-08	1/4	6,4	04	8	L-S	14	38	25
531E90R-04-10	1/4	6,4	04	10	L-S	14	41	24
531E90R-04-12	1/4	6,4	04	12	L-S	17	45	34
531E90R-05-08	5/16	7,9	05	8	L-S	14	37	24
531E90R-05-10	5/16	7,9	05	10	L-S	14	41	26
531E90R-05-12	5/16	7,9	05	12	L-S	17	46	28
531E90R-06-10	3/8	9,5	06	10	L-S	17	46	25
531E90R-06-12	3/8	9,5	06	12	L-S	17	43	29
531E90R-06-14	3/8	9,5	06	14	S	19	53	35
531E90R-06-15	3/8	9,5	06	15	L	19	43	33
531E90R-08-15	1/2	12,7	08	15	L	20	55	37
531E90R-08-16	1/2	12,7	08	16	S	20	55	37
531E90R-08-18	1/2	12,7	08	18	L	22	58	41
531E90R-10-18	5/8	15,9	10	18	L	24	60	41
531E90R-10-20	5/8	15,9	10	20	S	24	65	42
531E90R-12-20	3/4	19	12	20	S	27	65	42
531E90R-12-22	3/4	19	12	22	L	27	67	48
531E90R-12-25	3/4	19	12	25	S	30	74	53
531E90R-16-28	1	25,4	16	28	L	32	76	55

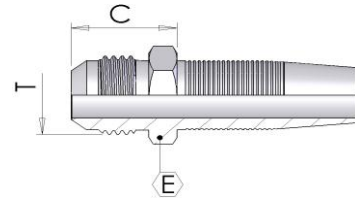
## 531 ESTREMITA' TUBOLARE 45° RECUPER.



part number	hose I.D.		Dimension					
			dash size	Pipe	type	hex	drop	cut-off
	in	mm		T		E	H	C
531E45R-03-04	3/16	4,8	03	4	L	12	19	36
531E45R-03-06	3/16	4,8	03	6	L	12	19	36
531E45R-04-06	1/4	6,4	04	6	L-S	12	21	38
531E45R-04-08	1/4	6,4	04	8	L-S	14	22	42
531E45R-04-10	1/4	6,4	04	10	L-S	14	22	44
531E45R-05-10	5/16	7,9	05	10	L-S	14	23	44
531E45R-05-12	5/16	7,9	05	12	L-S	17	24	45
531E45R-06-12	3/8	9,5	06	12	L-S	19	28	50
531E45R-06-14	3/8	9,5	06	14	S	19	28	55
531E45R-08-15	1/2	12,7	08	15	L	19	28	55
531E45R-08-16	1/2	12,7	08	16	S	24	28	56
531E45R-10-18	5/8	15,9	10	18	L	27	30	60
531E45R-10-20	5/8	15,9	10	20	S	27	33	64
531E45R-12-22	3/4	19	12	22	L	32	35	68
531E45R-12-25	3/4	19	12	25	L	32	37	72

**517 Maschio JIC cono 74°**

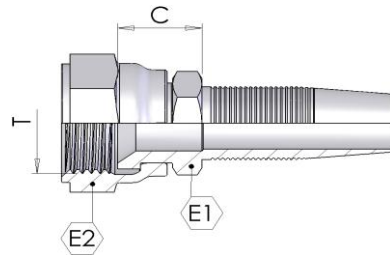
JIC Male 74° cone



part number	hose I.D.		Dimension				
			dash size	Thread	hex		cut-off
	in	mm		T	E	C	
	1/4	6,4	04	1/2-20	14	17	
	5/16	7,9	05	9/16-18	17	23	
	3/8	9,5	06	3/4-16	19	25	
	1/2	12,7	08	7/8-14	24	28	

**512 Femmina JIC svas. 74°**

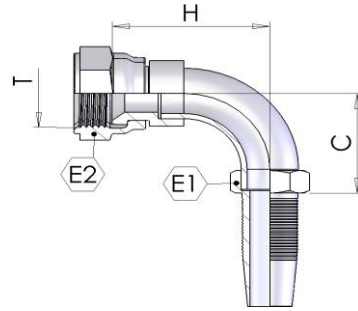
JIC Female 74° cone



part number	hose I.D.		Dimension				
			dash size	Thread	hex		cut-off
	in	mm		T	E1	E2	C
512FJR-03-04	3/16	4,8	03	7/16-20	14	15	14
512FJR-03-05	3/16	4,8	03	1/2-20	14	17	15
512FJR-04-04	1/4	6,4	04	7/16-20	14	18	14
512FJR-04-05	1/4	6,4	04	1/2-20	17	17	15
512FJR-04-06	1/4	6,4	04	9/16-18	17	19	16
512FJR-05-06	5/16	7,9	05	9/16-18	19	19	16
512FJR-06-06	3/8	9,5	06	9/16-18	19	19	16
512FJR-06-08	3/8	9,5	06	3/4-16	22	24	17
512FJR-08-08	1/2	12,7	08	3/4-16	24	24	18
512FJR-08-10	1/2	12,7	08	7/8-14	27	27	20
512FJR-10-10	5/8	15,9	10	7/8-14	27	27	20
512FJR-10-12	5/8	15,9	10	1.1/16-12	30	32	22
512FJR-12-12	3/4	19	12	1.1/16-12	32	32	22
512FJR-16-16	1	25,4	16	1.5/16-12	38	38	25

**0951R Curva JIC 90° svas. 74° RECUP.**

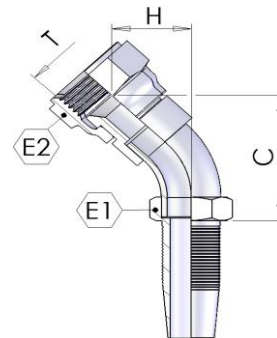
JIC 90° Swept Elbow 74° cone



part number	hose I.D.		Dimension					
			dash size	Thread	hex		drop	cut-off
	in	mm		T	E1	E2	H	C
0951R03-04	3/16	4,8	03	7/16-20	12	15	25	22
0951R03-05	3/16	4,8	03	1/2-20	12	17	25	24
0951R04-04	1/4	6,4	04	7/16-20	14	15	27	22
0951R04-05	1/4	6,4	04	1/2-20	14	17	28	27
0951R04-06	1/4	6,4	04	9/16-18	14	19	29	25
0951R05-06	5/16	7,9	05	9/16-18	14	19	29	25
0951R06-06	3/8	9,5	06	9/16-18	17	19	31	26
0951R06-08	3/8	9,5	06	3/4-16	17	24	35	30
0951R08-08	1/2	12,7	08	3/4-16	20	24	38	32
0951R08-10	1/2	12,7	08	7/8-14	20	27	56	38
0951R10-12	5/8	15,9	10	1.1/16-12	24	32	52	39
0951R12-12	3/4	19	12	1.1/16-12	27	32	53	41
0951R16-16	1	25,4	16	1.5/16-12	32	38	62	52

**1001R Curva JIC 45° svas. 74° RECUP.**

JIC 45° Swept Elbow 74° Cone

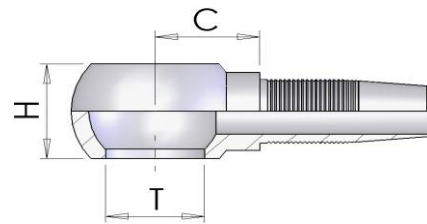


part number	hose I.D.		Dimension					
			dash size	Thread	hex		drop	cut-off
	in	mm		T	E1	E2	H	C
1001R03-04	3/16	4,8	03	7/16-20	12	15	21	40
1001R04-04	1/4	6,4	04	7/16-20	14	15	27	40
1001R04-05	1/4	6,4	04	1/2-20	14	17	22	42
1001R04-06	1/4	6,4	04	9/16-18	14	19	25	47
1001R05-06	5/16	7,9	05	9/16-18	14	19	22	47
1001R06-08	3/8	9,5	06	3/4-16	17	24	30	51
1001R08-10	1/2	12,7	08	7/8-14	20	27	30	55
1001R10-12	5/8	15,9	10	1.1/16-12	24	32	34	64
1001R12-12	3/4	19	12	1.1/16-12	27	32	34	66
1001R16-16	1	25,4	16	1.5/16-12	32	38	35	70



**525 Occhio a Pressare BSP RECUP.**

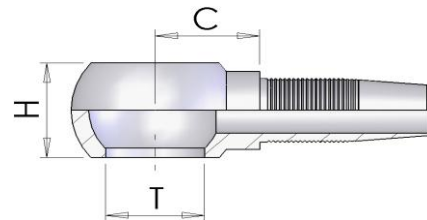
BSP Banjo



part number	hose I.D.		dash size	Dimension		
	in	mm		Hole T	H	cut-off C
525OGR-03-02	3/16	4,8	03	1/8	11	17
525OGR-03-04	3/16	4,8	03	1/4	14	22
525OGR-04-02	1/4	6,4	04	1/8	11	20
525OGR-04-04	1/4	6,4	04	1/4	14	22
525OGR-04-06	1/4	6,4	04	3/8	17	26
525OGR-05-06	5/16	7,9	05	3/8	17	26
525OGR-06-06	3/8	9,5	06	3/8	17	26
525OGR-06-08	3/8	9,5	06	1/2	22	30
525OGR-08-08	1/2	12,7	08	1/2	22	30
525OGR-10-12	5/8	15,9	10	3/4	28	38
525OGR-12-12	3/4	19	12	3/4	28	38

**526 Occhio a Pressare Metrico RECUP.**

Metric Banjo



part number	hose I.D.		dash size	Dimension		
	in	mm		Hole T	H	cut-off C
526OMR-03-10	3/16	4,8	03	M10	11	17
526OMR-04-10	1/4	6,4	04	M10	11	20
526OMR-04-12	1/4	6,4	04	M12	12	21
526OMR-04-14	1/4	6,4	04	M14	15	22
526OMR-05-16	5/16	7,9	05	M16	17	26
526OMR-05-18	5/16	7,9	05	M18	20	26
526OMR-06-18	3/8	9,5	06	M18	20	26
526OMR-06-20	3/8	9,5	06	M20	22	30
526OMR-08-18	1/2	12,7	08	M18	20	26